




2023

# KLR® 650



-  CANDY LIME GREEN
-  PEARL STORM GRAY
-  PEARL SOLAR YELLOW



## POWER

Engine	4-Stroke, single cylinder, DOHC
Displacement	652cc
Bore x Stroke	100.0 x 83.0mm
Compression Ratio	9.8:1
Maximum Torque	39.1 lb.-ft. @ 4,500rpm
Fuel System	DFI w/40mm Throttle Body
Ignition	CDI
Transmission	5-speed, return shift with wet multi-disc manual clutch
Final Drive	Sealed Chain

## PERFORMANCE

Front Suspension / Wheel Travel	41mm telescopic fork/ 7.9 in
Rear Suspension / Wheel Travel	Uni-Trak®, single shock with adjustable rebound damping and adjustable spring preload / 8.0 in
Front Tire	90/90-21

Rear Tire	130/80-17
Front Brakes	Single 300mm disc with 2-piston calipers (and ABS)
Rear Brakes	Single 240mm disc with single-piston caliper (and ABS)

## DETAILS

Frame Type	Tubular, Semi-Double Cradle
Rake/Trail	30.0° / 4.8 in
Overall Length	89.8 in
Overall Width	38.2 in
Overall Height	57.7/56.3 in (screen hi/lo)
Ground Clearance	8.3 in
Seat Height	34.3 in
Curb Weight	Non-ABS: 456.2 lb. / ABS: 460.6 lb*
Fuel Capacity	6.1 gal
Wheelbase	60.6 in
Color Choices	Pearl Storm Gray, Pearl Solar Yellow, Candy Lime Green
Warranty	12 Months

Scan with camera to view videos, key features and more.



\*Curb weight includes all necessary materials and fluids to operate correctly, full tank of fuel (more than 90 percent capacity) and tool kit (if supplied). KAWASAKI CARES: Read Owner's Manual and all on-product warnings. Always wear a helmet, eye protection and proper apparel. Never ride under the influence of drugs or alcohol. Adhere to the maintenance schedule in your Owner's Manual. ©2026 Kawasaki Motors Corp., U.S.A. Specifications subject to change. Visit [guam.kawasaki-la.com](http://guam.kawasaki-la.com) for full product details.