



2024

NINJA[®] ZX[™]-6R

Kawasaki

Let the Good Times Roll[®]




-  METALLIC FLAT SPARK BLACK/EBONY
-  PEARL ROBOTIC WHITE/METALLIC GRAPHITE GRAY



POWER		REAR TIRE	
Engine	4-stroke, In-Line Four, DOHC, 16-valve, liquid-cooled	Front Brakes	180/55 ZR17
Displacement	636cc		Dual semi-floating 310mm discs with dual radial-mounted, monobloc, opposed 4-piston caliper, Kawasaki Intelligent anti-lock Brake System (KIBS) (ABS only)
Bore x Stroke	67.0 x 45.1mm	Rear Brakes	Single 220mm petal discs with single-piston caliper, Kawasaki Intelligent anti-lock Brake System (KIBS) (ABS only)
Compression Ratio	12.9:1		
Fuel System	DFI [®] with 38mm Keihin throttle bodies (4) and oval sub-throttles	DETAILS	
Ignition	TCBI with Electronic Advance	Frame Type	Aluminum perimeter
Transmission	6-speed, return shift	Rake/Trail	23.5° / 4.0 in
Final Drive	Sealed chain	Overall Length	79.7 in
Electronic Rider Aids	Kawasaki TRaction Control (KTRC), Power Modes (Full/Low), Kawasaki Intelligent anti-lock Brake System (KIBS) (ABS only), Kawasaki Quick Shifter (KQS) (upshift only)	Overall Width	28.0 in
PERFORMANCE		Overall Height	43.3 in
Front Suspension / Wheel Travel	41mm inverted fork (SFF-BP) with rebound and compression damping and spring preload adjustability, and top-out springs / 4.7 in	Ground Clearance	5.1 in
Rear Suspension / Wheel Travel	Bottom-link Uni-Trak [®] with gas-charged shock, stepless compression damping adjustment, stepless adjustable rebound damping, fully adjustable spring preload/5.9 in	Seat Height	32.7 in
Front Tire	120/70 ZR17	Curb Weight	436.6 lb* (ABS), 432.2 lb* (non-ABS) 50-State Model, 434.4 lb* (ABS), 430.0 lb* (non-ABS) 49-State Model
		Fuel Capacity	4.5 gal
		Wheelbase	55.1 in
		Special Features	4.3" Full-Color TFT Instrumentation, Smartphone Connectivity via RIDEOLGY THE APP
		Color Choices	Metallic Flat Spark Black/Ebony, Pearl Robotic White/Metallic Graphite Gray
		Warranty	12 Month Limited Warranty

Scan with camera
to view videos,
key features
and more.



*Curb weight includes all necessary materials and fluids to operate correctly, full tank of fuel (more than 90 percent capacity) and tool kit (if supplied).
KAWASAKI CARES: Read Owner's Manual and all on-product warnings. Always wear a helmet, eye protection and proper apparel. Never ride under the influence of drugs or alcohol. Adhere to the maintenance schedule in your Owner's Manual. ©2025 Kawasaki Motors Corp., U.S.A.
Specifications subject to change. Visit guam.kawasaki-la.com for full product details.